



# BioBoost

Accelerating biobased horticulture

## Annex 1 - BioBoost Inventory

### Survey Monkey UK

A survey monkey short questionnaire called “A survey to identify waste reduction options in the horticultural sector” was carried out by NIAB in the UK in 2017 to further the aims of the BioBoost Inventory. This Inventory is published on the [BioBoost Website](#) December 2018.

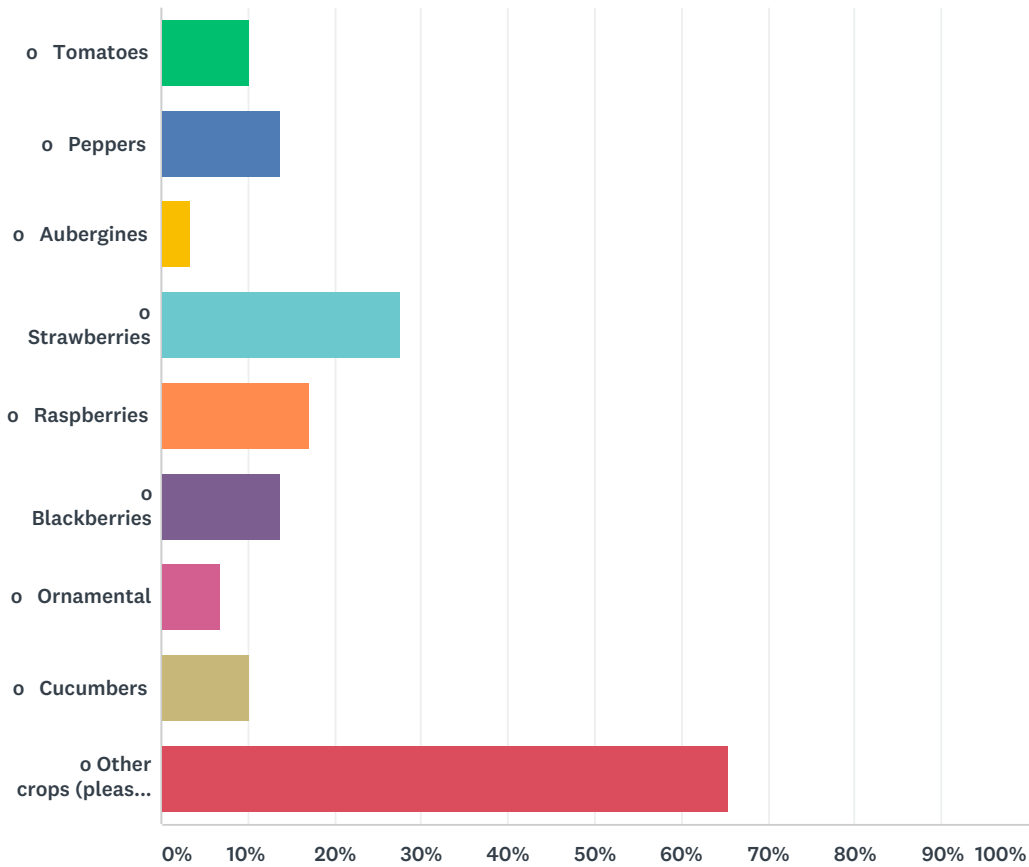
The aim of the inventory is to gain a better understanding of the three regions involved in the BioBoost project: Flanders region around Roeselare (Belgium), Westland region (Netherlands) and Lea Valley (UK) and with reference to Kent, to provide a joint basis for the partnership to shape effective actions to stimulate the circular economy in horticulture in these regions.

At the time of writing, DEFRA do not have information for waste within the UK horticultural industry. Therefore NIAB directly contacted growers to find out about their crops, waste, by-products and also whether they knew about higher value potential uses for these. The short 5 minute survey produced 33 responses and gave a valuable insight about questions such as ‘the major limitations to increasing productivity’ or if they knew about the government and other support available. The results from the survey are detailed below:



### Q1 Which of the following crops do you grow on a commercial basis, and in what quantities? (Please check all that apply). If not a grower, please specify your sector.

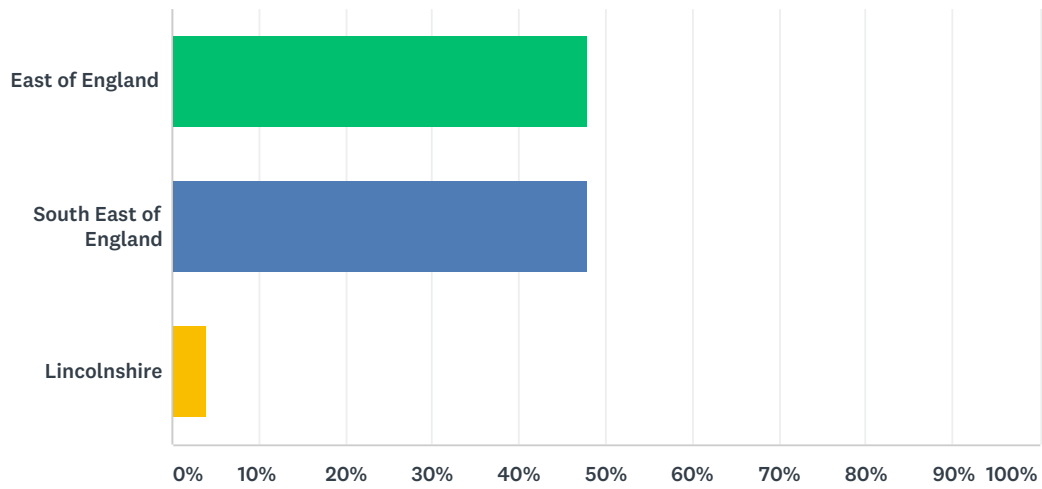
Answered: 29 Skipped: 4



ANSWER CHOICES	RESPONSES
o Tomatoes	10.34% 3
o Peppers	13.79% 4
o Aubergines	3.45% 1
o Strawberries	27.59% 8
o Raspberries	17.24% 5
o Blackberries	13.79% 4
o Ornamental	6.90% 2
o Cucumbers	10.34% 3
o Other crops (please specify below)	65.52% 19
Total Respondents: 29	

## Q2 Where is your business based (including the majority of your production activities?)

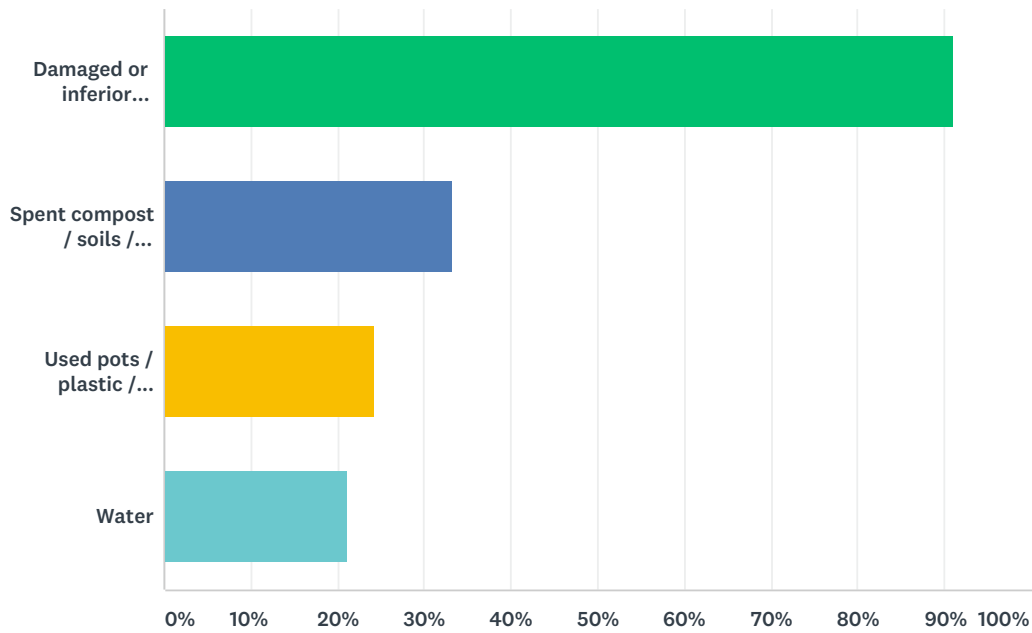
Answered: 25 Skipped: 8



ANSWER CHOICES	RESPONSES	
East of England	48.00%	12
South East of England	48.00%	12
Lincolnshire	4.00%	1
TOTAL		25

### Q3 Which of the following materials would you describe are the major by-products from your business that lose you money (check all that apply)

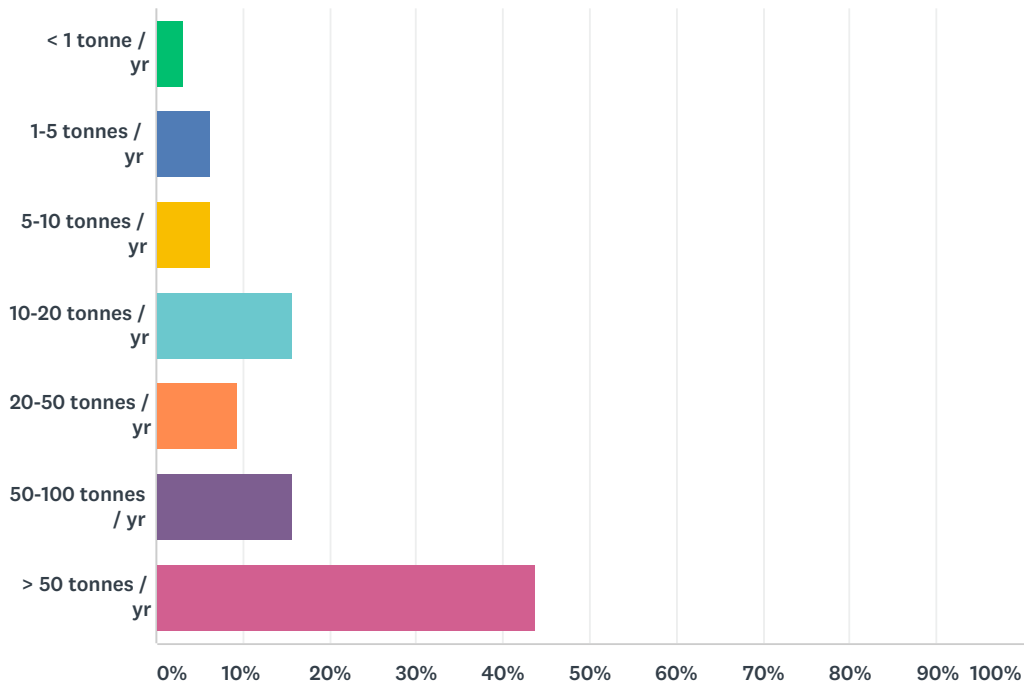
Answered: 33 Skipped: 0



ANSWER CHOICES	RESPONSES
Damaged or inferior quality fruit, vegetable or flowers, or other green waste resulting from processing (eg peelings, clippings etc) – please specify	90.91% 30
Spent compost / soils / growing medium	33.33% 11
Used pots / plastic / fleece	24.24% 8
Water	21.21% 7
Total Respondents: 33	

**Q4 What proportion of your crop would estimate fails to reach the market (including failure of the plants to establish / pests and disease / final product is below marketable quality / over planting to ensure consistency of supply).**

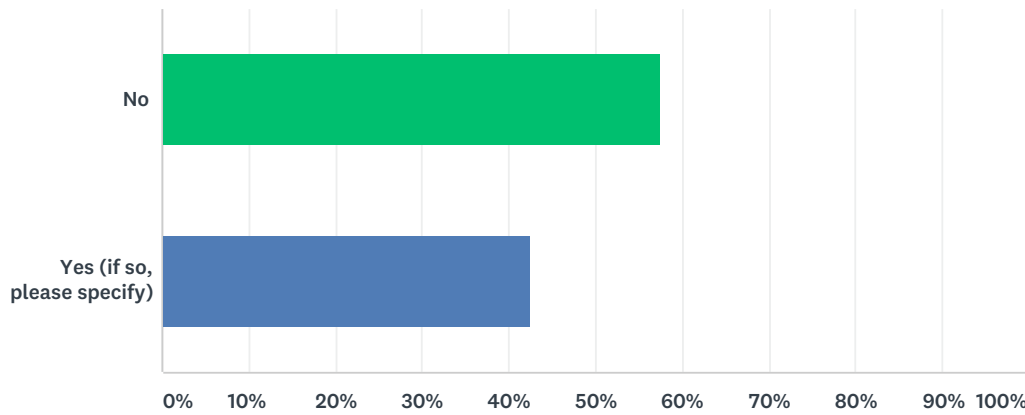
Answered: 32 Skipped: 1



ANSWER CHOICES	RESPONSES
< 1 tonne / yr	3.13% 1
1-5 tonnes / yr	6.25% 2
5-10 tonnes / yr	6.25% 2
10-20 tonnes / yr	15.63% 5
20-50 tonnes / yr	9.38% 3
50-100 tonnes / yr	15.63% 5
> 50 tonnes / yr	43.75% 14
<b>TOTAL</b>	<b>32</b>

### Q5 Are you aware of any Governmental support (eg grants for R&D, business growth, training, advice etc) for your business in your region?

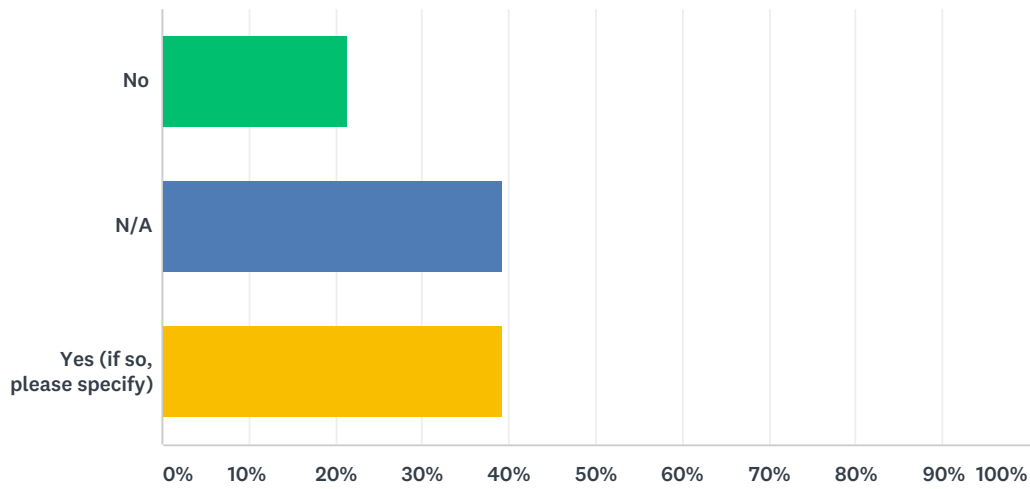
Answered: 33 Skipped: 0



ANSWER CHOICES	RESPONSES	
No	57.58%	19
Yes (if so, please specify)	42.42%	14
TOTAL		33

### Q6 If you have answered Yes to Q5, have you applied for, or benefited from this support?

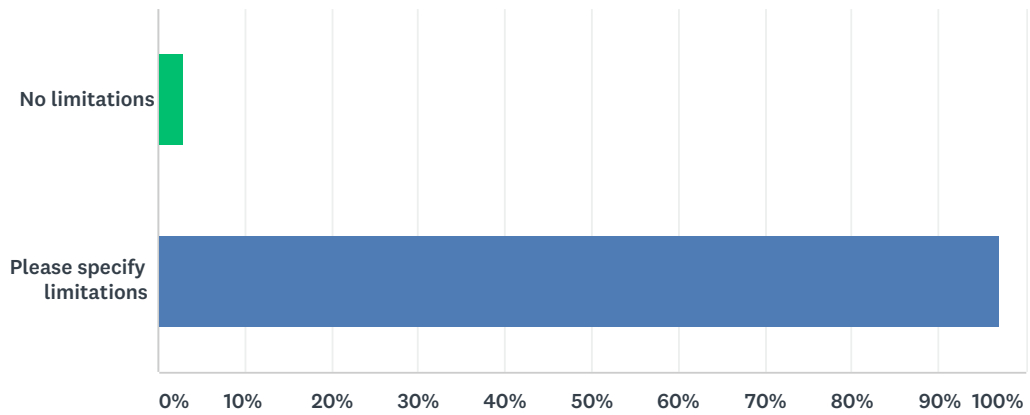
Answered: 28 Skipped: 5



ANSWER CHOICES	RESPONSES	
No	21.43%	6
N/A	39.29%	11
Yes (if so, please specify)	39.29%	11
<b>TOTAL</b>		<b>28</b>

### Q7 What are the major limitations to increasing the productivity of your business?

Answered: 33 Skipped: 0

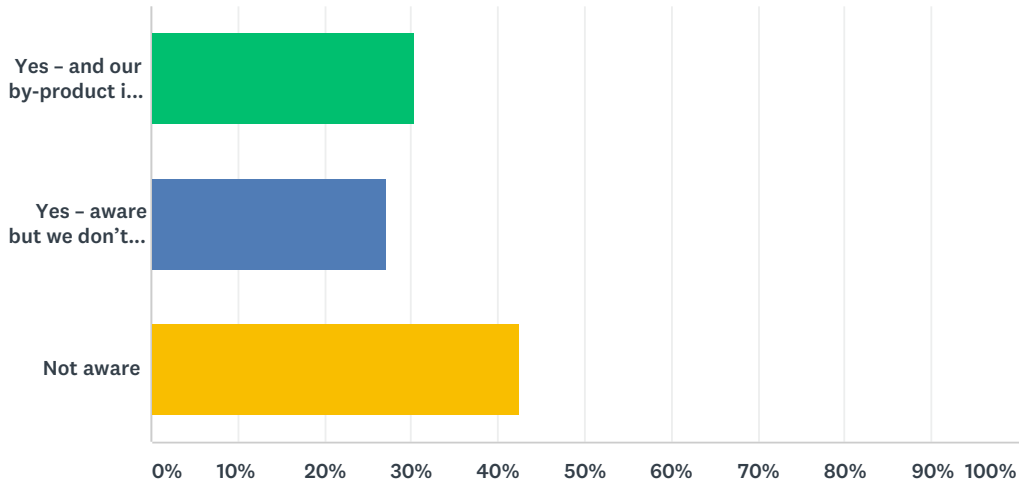


ANSWER CHOICES	RESPONSES
No limitations	3.03% 1
Please specify limitations	96.97% 32
TOTAL	33



### Q8 Are you aware of any opportunities to add value to the material you currently dispose of (eg extraction of high value chemicals from highly coloured plant products for the cosmetics industry, fibres for packaging, food supplements etc)?

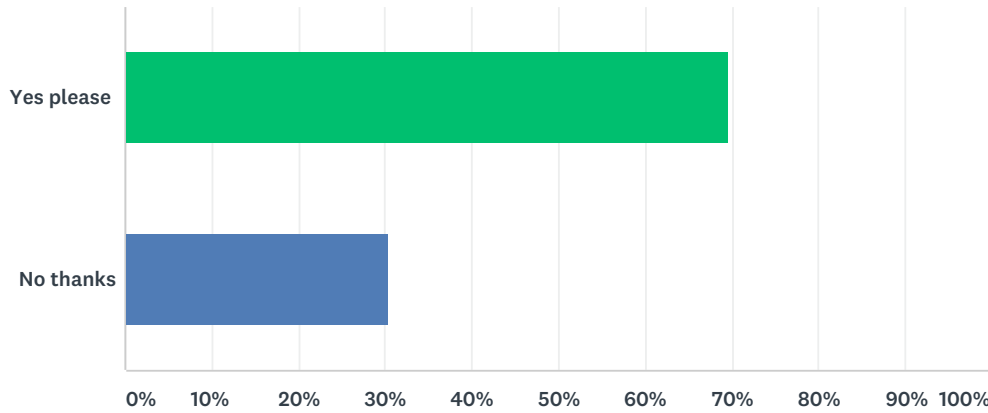
Answered: 33 Skipped: 0



ANSWER CHOICES	RESPONSES	
Yes – and our by-product is used by others to generate value (please specify below)	30.30%	10
Yes – aware but we don't currently do anything with our material	27.27%	9
Not aware	42.42%	14
<b>TOTAL</b>		<b>33</b>

### Q9 Would you be interested in finding out more about the BioBoost programme and how it could help your business?

Answered: 33 Skipped: 0



ANSWER CHOICES	RESPONSES	
Yes please	69.70%	23
No thanks	30.30%	10
TOTAL		33

### Q10 If you have answered Yes to Q9, please share your contact details below:

Answered: 23 Skipped: 10

ANSWER CHOICES	RESPONSES	
Name	100.00%	23
Company	91.30%	21
Email	100.00%	23
Phone	82.61%	19